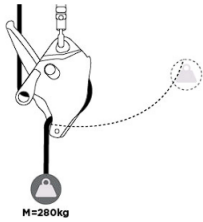
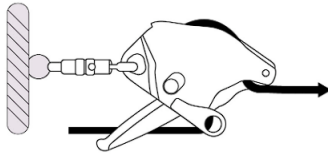




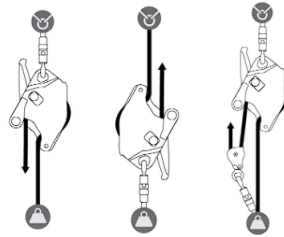
<https://www.cmcpro.com/technical/clutch/>



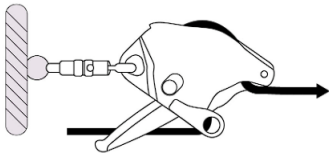
CLUTCH™ Drop Test 13 mm (1/2 in)



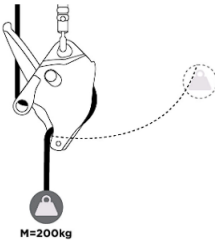
CLUTCH™ Slip Test 13 mm (1/2 in)



CLUTCH™ Efficiency Test



CLUTCH™ Slip Test 11 mm (7/16 in)



CLUTCH™ Drop Test 11 mm (7/16 in)